




See Tracks?  
**THINK  
TRAIN!**®

Coloring Book





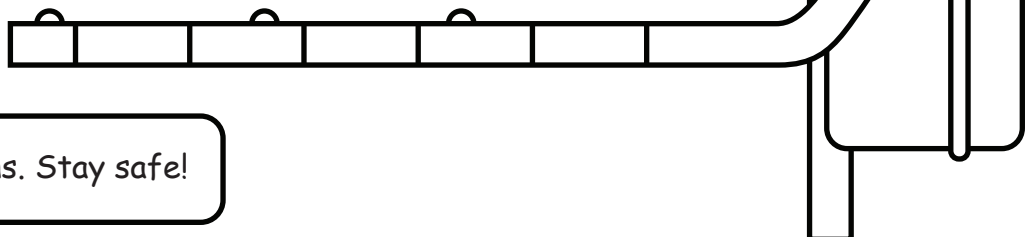





# COLOR BY NUMBER



Trains can run on any track at any time!

- 1. YELLOW
- 2. RED
- 3. BLACK


# COLOR THESE SIGNS.



Know the signs. Stay safe!





# COLOR THE SCENE



Stay behind the bumpy line!

# COLOR THE COMMUTER RAIL




Wait for trains before crossing!




# DRAW YOUR



Now it's your turn!  
Draw a train.

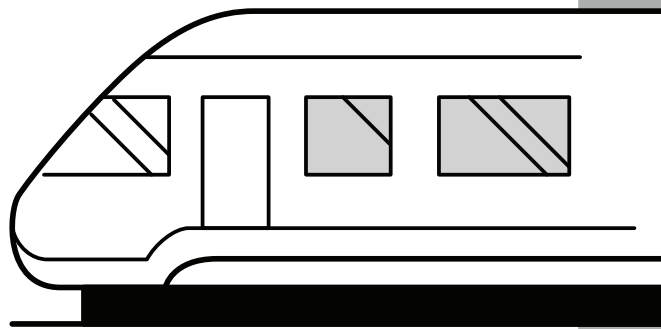
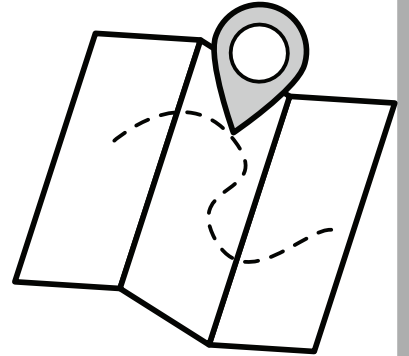


See Tracks? Think Train!®



# OWN TRAIN!

OPERATION  
LIFESAVER®  
Rail Safety Education



Note to Parents: Rail safety is important for everyone! Know the facts. Recognize the signs. Make good choices. This coloring book was created by Operation Lifesaver, Inc. (OLI) to help teach safe choices when approaching and riding rail transit. OLI is a nonprofit public safety education and awareness organization dedicated to reducing collisions, fatalities and injuries at highway-rail crossings and trespassing on or near railroad tracks. Request a FREE rail safety presentation at [oli.org](http://oli.org). For more kids rail safety info visit [oli.org/info/kids](http://oli.org/info/kids).

## See Tracks? Think Train!®

